





Penny Sweets

Complete each Penny Sweet activity at least once a week. Aim to read every evening for at least 10 minutes.

Pick 'n' Mix Homework

Bigger Treats

Choose 2 or 3 Bigger Treats to complete this Half Term. Make sure you choose Treats from different sections.

Penny Sweets	Bigger Treats Term 6	
<p>Reading You can read:</p> <ul style="list-style-type: none">- Your Scheme Reader or Library Book- Other Fiction books, short stories, poetry collections- magazines, comics, newspapers- Non-fiction books, information texts, recipe books <p><i>Make sure that an adult signs your Reading Record every time you read so that you can claim your Reading Raffle Ticket.</i></p> 	<p>Wonderful Writing</p> <ol style="list-style-type: none">1) Write a poem inspired by an explorer or an exploration. Think about what you would see, hear, feel and taste.2) Write a match report for any game or event that you have played in or watched.	
<p>Practise your times tables</p> <ul style="list-style-type: none">- Write, cover, check- Forwards, backwards, mixed up- Ask someone to test you- Roll a dice and multiply the numbers 	<p>Super Science</p> <ol style="list-style-type: none">1) Choose any animal and show its life cycle in pictures and words. Be creative!2) Research an exotic animal. Find out about its habitat and diet. Is it endangered? <p>Magnificent Maths</p> <ol style="list-style-type: none">1) Create your own mini leaflet exploring the properties of different shapes (both 2D and 3D) – look at their angles as well!2) Create your own mnemonic on how we convert between different units of measure.	
<p>Learn spellings</p> <ul style="list-style-type: none">- Look, say, cover, write, check- Ask someone to test you- Is there a spelling rule that helps?- Identify the tricky part & a way to remember it <p><i>Don't forget spelling tests are every Friday</i></p> 	<p>Poster Perfect</p> <p>Design a poster for any of these topics:</p> <ol style="list-style-type: none">1) Design a poster encouraging children and adults in school to be 'Eco Warriors' and help protect the planet.2) Design a poster to raise awareness of why we should allow children to explore the world around them – discussing the importance of spending time outside and being curious.	
<p>Maths Games</p> <p>Try these websites:</p> <p>http://www.ictgames.com/resources.html.</p> <p>http://www.iboard.co.uk/activities/subject/maths.</p> 	<p>Amazing Arts and Crafts</p> <ol style="list-style-type: none">1) Design and make your dream boat to explore far away seas (this can be made from cardboard or any recyclable items such as bottles)2) Design and create a mythical creature you may discover on your exploration, just like Stella from 'The Polar Bear Explorer's Club'. You can create dragons, fairies and angry ogres – just to name a few!	
<p>You have a Reading Record book and a Spelling Practise book to jot homework into. Miss Toye or Miss Rotherham will collect these books in regularly this term to check that you are completing your Penny Sweets homework.</p>	<p>Your 2 or 3 Bigger Treats must be completed and in school by Monday 30th March ready for our Class Exhibition. You can complete Bigger Treats on larger pieces of paper or using ICT if this is easier. If you need help or are stuck in any way, tell Miss Toye or Miss Rotherham in plenty of time!</p>	<p><i>Remember:</i> <i>Homework will be awarded House Points for: effort, presentation & creativity.</i></p>

