





Complete each Penny Sweet activity at least once a week. Aim to read every evening for at least 10 minutes.



Choose **2 Bigger Treats** to complete this Half Term. Make sure you choose Treats from different sections.

Penny Sweets		Bigger Treats – Term 3	
<p><b>Reading</b> You can read:</p> <ul style="list-style-type: none"> <li>- Your Scheme Reader or Library Book</li> <li>- Other Fiction books, short stories, poetry collections</li> <li>- magazines, comics, newspapers</li> <li>- Non-fiction books, information texts, recipe books</li> </ul> <p><i>Make sure that an adult signs your Reading Record every time you read so that you can claim your Reading Raffle Ticket.</i></p>		<p><b>Wonderful Writing</b> (choose 1)</p> <ol style="list-style-type: none"> <li>1) Carry out research about someone who was alive during WWII. Write a fact-file or short biography based on their experiences.</li> <li>2) Write a short newspaper report announcing the start of WWII.</li> </ol>	
<p><b>Practise your times tables</b></p> <ul style="list-style-type: none"> <li>- Write, cover, check</li> <li>- Forwards, backwards, mixed up</li> <li>- Ask someone to test you</li> <li>- Roll a dice and multiply the numbers</li> </ul>		<p><b>Magnificent Maths</b> (choose 1)</p> <ol style="list-style-type: none"> <li>1) Looking at Maths in real-life, can you find examples of fractions within your home or outside. Take photos and create a poster showcasing the fractions that you have found.</li> <li>2) Create a step-by-step instruction booklet on how to multiply and divide different numbers, using your knowledge from lessons within class to help!</li> </ol>	
<p><b>Learn spellings</b></p> <ul style="list-style-type: none"> <li>- Look, say, cover, write, check</li> <li>- Ask someone to test you</li> <li>- Is there a spelling rule that helps?</li> <li>- Identify the tricky part &amp; a way to remember it</li> </ul> <p><i>Don't forget spelling tests are every <b>Friday</b></i></p>		<p><b>Super Science</b> (choose 1)</p> <ol style="list-style-type: none"> <li>1) Design a hat suitable for protecting someone in the Home Guard during an air-raid. Explain why the materials you have chosen are suitable.</li> <li>2) Make a mini-dictionary for the terms to do with forces (e.g. gravity, air resistance, up thrust, friction)</li> </ol>	
		<p><b>Poster Perfect</b> (choose 1)</p> <p>Design a poster for any of these topics:</p> <ol style="list-style-type: none"> <li>1) Design a poster explaining the features of some of the fighter planes used in the Battle of Britain.</li> <li>2) Design a poster to teach children within the younger year groups about how to tie their shoe laces.</li> </ol>	
<p><b>Maths Games</b></p> <ul style="list-style-type: none"> <li>- See the links on the school website</li> </ul>		<p><b>Amazing Arts and Crafts</b> (choose 1)</p> <ol style="list-style-type: none"> <li>1) Make a model of a gas mask.</li> <li>2) Make a dish following a WWII recipe for your family to try. Take photos to show the different steps you followed. What did your family think?</li> </ol>	
<p>You have a Reading Record book, a Spelling Practise book and a Times Table Book to jot homework into. Miss Toye will collect these books in regularly this term to check that you are completing your Penny Sweets homework.</p>		<p>Your <b>2 Bigger Treats</b> must be completed and in school by <b>Monday 11<sup>th</sup> February</b> ready for our Class Exhibition. You can complete Bigger Treats on larger pieces of paper or using ICT if this is easier. If you need help tell Miss Toye in plenty of time!</p>	<p><i><b>Remember:</b></i> Homework will be awarded Housepoints for: effort, presentation &amp; creativity.</p>

