





Penny Sweets

Complete each Penny Sweet activity at least once a week. Aim to read every evening for at least 10 minutes.



Bigger Treats

Choose 3 Bigger Treats to complete this Half Term. Make sure you choose Treats from different sections.

Penny Sweets	Bigger Treats		
<p><u>Reading</u> You can read:</p> <ul style="list-style-type: none">- Your Scheme Reader or Library Book- Other Fiction books, short stories, poetry collections- magazines, comics, newspapers- Non-fiction books, information texts, recipe books <p><i>Make sure that an adult signs your Reading Record every time you read so that you can claim your Reading Raffle Ticket.</i></p> 	<p><u>Wonderful Writing</u> (choose 1)</p> <ol style="list-style-type: none">1) Find a spooky picture of a setting and write a description that goes alongside it. Make sure that you remember to use your senses and a variety of descriptive techniques. (Ambitious vocabulary, personification, metaphors, similes etc.) - 1 page2) Write a Remembrance Day poem. Think about the people that fight in wars, their families etc. - 1 page		
<p><u>Practise your times tables</u></p> <ul style="list-style-type: none">- Write, cover, check- Forwards, backwards, mixed up- Ask someone to test you- Roll a dice and multiply the numbers 	<p><u>Magnificent Maths</u> (choose 1)</p> <ol style="list-style-type: none">1) Invent your own maths game that includes addition, subtraction, multiplication and division of fractions. Could be snakes and ladders, a game where you pick up a different card if you land on a maths symbol etc.2) Make some fraction, decimal, percentage equivalent dominoes.		
<p><u>Learn spellings</u></p> <ul style="list-style-type: none">- Look, say, cover, write, check- Ask someone to test you- Is there a spelling rule that helps?- Identify the tricky part & a way to remember it <p><i>Don't forget spelling tests are every Friday</i></p> 	<p><u>Spectacular Science</u> (choose 1)</p> <ol style="list-style-type: none">1) Research the food pyramid and design a menu for a healthy, balanced diet2) Design a booklet that outlines the different types of exercise (cardiovascular, strength etc.) and the benefits of them and who they are suitable for.		
<p><u>SPaG.com</u></p> <p><u>Prodigygame</u></p> <p><u>Read Theory</u></p> <p><u>Times Tables Rockstars</u></p> <ul style="list-style-type: none">- Use your logins that have been sent home 	<p><u>Lovely Life skills</u> (choose 1)</p> <ol style="list-style-type: none">1) Learn how to make a bed. Take photos of you doing this and use these to help you write some instructions on how to do it.2) Learn to cook a healthy meal. Share the recipe with the class and the steps needed to make the meal. Make sure that you have plenty of photographs to show you making the meal. Explain why you chose the meal and what makes it healthy. Was it successful? What would you change next time? Do you want to cook more?		
<p>You have a reading record book to jot homework into. Miss Durling will collect these books in regularly this term to check that you are completing your Penny Sweets homework. Remember to make a note of it.</p>	<table><tr><td data-bbox="831 1345 1794 1535"><p>Your 3 Bigger Treats must be completed and in school by Monday 17th December ready for our Class Exhibition. You can complete Bigger Treats on larger pieces of paper or using ICT if this is easier. If you need help with research or are stuck in any way, tell Miss Durling in plenty of time!</p></td><td data-bbox="1794 1345 2154 1535"><p><u>Remember:</u></p><p><i>Homework will be awarded House Points for: effort, presentation & creativity.</i></p></td></tr></table>	<p>Your 3 Bigger Treats must be completed and in school by Monday 17th December ready for our Class Exhibition. You can complete Bigger Treats on larger pieces of paper or using ICT if this is easier. If you need help with research or are stuck in any way, tell Miss Durling in plenty of time!</p>	<p><u>Remember:</u></p> <p><i>Homework will be awarded House Points for: effort, presentation & creativity.</i></p>
<p>Your 3 Bigger Treats must be completed and in school by Monday 17th December ready for our Class Exhibition. You can complete Bigger Treats on larger pieces of paper or using ICT if this is easier. If you need help with research or are stuck in any way, tell Miss Durling in plenty of time!</p>	<p><u>Remember:</u></p> <p><i>Homework will be awarded House Points for: effort, presentation & creativity.</i></p>		

