





Penny Sweets

Complete each Penny Sweet activity at least once a week. **Aim to read every evening for at least 10 minutes.**



Bigger Treats

Choose 2 Bigger Treats to complete this Half Term. Make sure you choose Treats from different sections.

Penny Sweets		Bigger Treats Term 3	
<p>Reading You can read:</p> <ul style="list-style-type: none">- Your Scheme Reader or Library Book- Other Fiction books, short stories, poetry collections- magazines, comics, newspapers- Non-fiction books, information texts, recipe books <p><i>Make sure that an adult signs your Reading Record every time you read. We will check Reading Records every Monday.</i></p>		<p>Wonderful Writing (choose 1)</p> <ol style="list-style-type: none">1) In Victorian times poor children had to work as soon as they could walk. Imagine you are a child working in a factory or down a mine. Write a diary entry, explaining what a day at work was like!2) Write a story set in Victorian times. Maybe your character is poor and lives on the streets of London. What might happen if your character is caught stealing food? Your story should be 1 to 2 pages long.	
<p>Practise your times tables</p> <ul style="list-style-type: none">- Write, cover, check- Forwards, backwards, mixed up- Ask someone to test you- Roll a dice and multiply the numbers		<p>Magnificent Maths (choose 1)</p> <ol style="list-style-type: none">1) Make a board or card game for children to practise their 6, 7 and 9 times table facts. You could make a game of 'pairs' or a board game where when you land on a particular square you have to work out a times table fact.	
<p>Learn spellings</p> <ul style="list-style-type: none">- Look, say, cover, write, check- Ask someone to test you- Is there a spelling rule that helps?- Identify the tricky part & a way to remember it <p><i>Don't forget spelling tests are every Thursday</i></p> <p><i>New spelling lists are given out every Friday</i></p>		<p>Super Science (choose 1)</p> <ol style="list-style-type: none">1) The Victorians were great inventors! Invent your own time-saving device i.e. a homework machine or a device for tidying your bedroom. Draw and label a diagram showing how your machine works.2) Design a mini leaflet explaining an important discovery by a Victorian scientist e.g. electric lights, telephones.	
<p>Maths Games</p> <ul style="list-style-type: none">-Try the games on ictgames.com or use your Purple Mash log-in to play Maths games on Purple Mash.		<p>Poster Perfect (choose 1)</p> <p>Design a poster for any of these topics:</p> <ol style="list-style-type: none">1) Comparing school in Victorian times to school today. What is different? (Children sat on individual tables in rows) What is the same? (Children learnt their times tables).2) To advertise a trip to the seaside during Victorian times. How would you get there? Think of all the things you could do – stroll along the promenade, puppet shows, donkey rides! <p>Make sure that your poster is colourful and eye-catching!</p>	
		<p>Amazing Arts and Crafts (choose 1)</p> <ol style="list-style-type: none">1) Make your own toy that might have been played with in Victorian times – for example a peg doll, a kite or a spinning top.2) Postage stamps were first invented in Victorian times. Design your own set of 4 postage stamps. Choose a theme i.e. favourite animals, sportspeople, characters from a story or a game.	
<p>You have a Reading Record book and a Spelling Practise Book. Miss Heald and Mrs Dearing will collect these books in regularly this term to check that you are completing your Penny Sweets homework.</p>		<p>Your 2 Bigger Treats must be completed and in school by Monday 11th February ready for our Class Exhibition. You can complete Bigger Treats on larger pieces of paper or using ICT if this is easier. If you need help or are stuck in any way, tell Miss Heald or Mrs Dearing in plenty of time!</p>	<p>Remember:</p> <p><i>Homework will be awarded House Points for: effort, presentation & creativity.</i></p>

