





Penny Sweets

Complete each Penny Sweet activity at least once a week. Aim to read every evening for at least 10 minutes.



Bigger Treats

Choose **3 Bigger Treats** to complete this Half Term. Make sure you choose Treats from different sections.

Penny Sweets		Bigger Treats – Term 2	
<u>Reading</u> You can read: <ul style="list-style-type: none">- Your Scheme Reader or Library Book- Other Fiction books, short stories, poetry collections- magazines, comics, newspapers- Non-fiction books, information texts, recipe books <i>Make sure that an adult signs your Reading Record every time you read so that you can claim your Reading Raffle Ticket.</i>		<u>Wonderful Writing</u> (choose 1) <ol style="list-style-type: none">1) Imagine you are an astronaut and have just completed your first spacewalk. Write a letter to your family back on earth explaining what it was like.2) Write a newspaper report with the headline 'Aliens Invade Earth'.	
		<u>Magnificent Maths</u> (choose 1) <ol style="list-style-type: none">1) Make a game for a Year 3 child so they can practise multiplication facts2) Design a help sheet explaining two of the four calculation methods (i.e. addition and subtraction formal methods OR multiplication and division – grid method and bus-stop)	
		<u>Super Science</u> (choose 1) <ol style="list-style-type: none">1) Try some astronomy! On a dark clear evening, go into your garden and look at the stars. What constellations can you see? How can you record what you have noticed?2) Explain why this statement is wrong: "The sun travels across the sky."	
		<u>Poster Perfect</u> (choose 1) Design a poster for any of these topics: <ol style="list-style-type: none">1) To show a clever way of remembering the order of the planets in the Solar System2) To encourage another child to try a new sport	
<u>Practise your times tables</u> <ul style="list-style-type: none">- Write, cover, check- Forwards, backwards, mixed up- Ask someone to test you- Roll a dice and multiply the numbers		<u>Amazing Arts and Crafts</u> (choose 1) <ol style="list-style-type: none">1) Make your own 3D model of one of the planets in the Solar System2) Make a model space rocket (either based on a real rocket or your own design)3) Create your own piece of space art inspired by the planets of the Solar System	
<u>Learn spellings</u> <ul style="list-style-type: none">- Look, say, cover, write, check- Ask someone to test you- Is there a spelling rule that helps?- Identify the tricky part & a way to remember it <i>Don't forget spelling tests are every Friday</i>		<u>Maths Games</u> <ul style="list-style-type: none">- See the links on the school website	
<u>Maths Games</u> <ul style="list-style-type: none">- See the links on the school website			
You have a Reading Record book and a Spelling Practise book to jot homework into. Miss Buczynski will collect these books in regularly this term to check that you are completing your Penny Sweets homework.		Your 3 Bigger Treats must be completed and in school by Wednesday 13th December ready for our Class Exhibition. You can complete Bigger Treats on larger pieces of paper or using ICT if this is easier. If you need help or are stuck in any way, tell Miss Buczynski in plenty of time!	
		<u>Remember:</u> <i>Homework will be awarded House Points for: effort, presentation & creativity.</i>	

